



FEBRUARY 2017

ATTACHMENT CATALOGUE

 **MANITOU**
HANDLING YOUR WORLD

Handling your world

Founded over 60 years ago by the Braud family, the Manitou Group now operates worldwide. A world-leader in all-terrain material handling, the Group designs, manufactures, distributes and services equipment for construction, agriculture and industries.

The Group's product ranges include: all-terrain telescopic fixed, rotating and heavy-load telehandlers; all-terrain, semi-industrial and industrial masted forklift trucks, articulated loaders, compact skid-steer loaders on wheels or tracks, access platforms, truck-mounted forklifts, warehousing equipment and attachments.

Through its iconic brands, Manitou, Gehl and Mustang, and its worldwide network of 1,400 dealers, the Group offers the best solutions to create optimum value for its customers.

With headquarters in France, the Group registered a revenue in 2015 of 1,287 billion euros in 140 countries and employs 3,214 people who are all strongly focused on satisfying customers.



 **MANITOU** | **GEHL** | **MUSTANG**

- 21 subsidiaries
- 9 production facilities
- 3,214 employees worldwide
- 65 % of the share capital held by the founding families
- 78 % of revenue comes from outside of France
- Revenue of 1,287 billion euros in 2015

MANITOU is pleased to present you this new version of its attachment catalogue. It will give you a complete view on the wide variety of original, homologated attachments offered by Manitou for its telehandlers and forklift trucks.

Being simultaneously a producer of telehandlers and a producer of attachments, Manitou has the technical knowledge, the practical experience and the required facilities to control and ensure perfect efficiency of each attachment + machine pairing.



Manitou applies a demanding internal procedure that leads to the homologation of each attachment + machine pairing. This unique procedure brings guaranteed safety and unbeatable efficiency. Choosing a homologated original Manitou attachment and respecting Manitou's compatibilities, you can be sure you'll get the best of your machine, making no compromise with safety and staying in line with the European regulation.

We trust you'll find everything you need in this catalogue. Should you need something we haven't added to our offer yet, do contact your nearest Manitou dealer: our special solution department will certainly be able to craft the right tailor-made solution for you!

All attachments capacities given in this document are nominal capacities:

- Bucket capacities are calculated according to the ISO 7546 norm: they correspond to the struck bucket capacity in m³ calculated according to the norm
- Grab bucket capacities given are total capacities with closed grab (in m³)
- Concrete mixing bucket, silage facing bucket, feeding bucket, shear grab & shear bucket as well as concrete & crane skip capacities are given in l and calculated to guarantee a good efficiency of all functions (no struck capacities)
- Sweeper capacities are max. dirt container capacities
- Platform capacities are given in kg INCLUDING 2 or 3 people (according to platform type)
- All other capacities are SWL (Safe Working Load) - in kg.

















SUMMARY
















INDEX	6
ON-FORK HANDLING SOLUTIONS	8
BUCKET RANGE	28
CLAMP RANGE	54
FORK & GRAB RANGE	64
JIB & CRANE RANGE	74
PLATFORM RANGE	90
SKIP RANGE	110
SWEEPER & CLEANER RANGE	116
WINCH RANGE	124
MINING SOLUTIONS	130
ATTACHMENTS WEAR PARTS	142

INDEX








ON-FORK HANDLING SOLUTIONS

	Tilting Forks Carriage (PFB)	10
	Floating Forks Carriage (TFF)	11
	360° rotating fork carriage (CAT-R) NEW	12
	TFF Carriages With Levelling (TFF CN)	14
	Tilting and Slewing Fork Carriage (PFB +/-90°)	14
	Tilting Forks Carriage + Load Backrest (PFB LB)	15
	Tilting Forks Carriage + Side Shift (PFB SS)	16
	Tilting Forks Carriage + Side Shift + Load backrest (PFB LB SS)	17
	Hydraulic Floating Fork Positioner (CAF)	18
	TFF - HD Floating Fork Positioners	20
	TFF - HD Fork Positioners	22
	Competitive Carriage Interface (IC)	24
	Kerb Driver (PBA)	25
	Wide Opening Fork Positioner (CAI-P) NEW	26





BUCKET RANGE

	Concrete Mixing Bucket (BMC)	30
	Sugar Beet Bucket (BSB)	32
	Silage Facing Bucket (CRS)	33
	Bucket 4 in 1 (CB4x1)	34
	Agricultural Bucket (CBA)	36
	Environment Bucket -EN- (CBA)	38
	High Capacity Agricultural Bucket (CBA)	39
	Construction Bucket (CBC)	40
	Agricultural Multifunction Grab Bucket -MS- (CBG) NEW	42
	Agricultural Multifunction Grab Bucket -FO- (CBG) NEW	44
	Environment Grab Bucket -EN- (CBG)	46
	High Capacity Grab Bucket Agriculture -MS- (CBG)	47
	General Purpose Bucket (CBR)	48
	Feeding Bucket (CGD)	50
	Shear Buckets (SHB)	52



















CLAMP RANGE

	Square bale clamp (CLBS)	56
	Bale Clamp -Super Compact- (PBG 2x2)	57
	Bale Clamp -Classic- (PBG 2x4)	58
	Bale Clamp -Intensive- (P2BG 2x4)	59
	Wrapped Bale Clamp (PBE)	60
	Mixed Bale Clamp (MBC 2x3)	61
	Rib Handling Clamp (PSC)	62




FORK & GRAB RANGE

	Square Bale Fork (FB)	66
	Manure Fork With Grapple (FFGR)	68
	High Capacity Manure Grab (FMG)	70
	Shear Grab (SHG)	72

JIB & CRANE RANGE

  	Big Bag Handler (HBB)	76
 	Crane (P)	78
 	Heavy Duty Crane (P)	79
	Extension Jib (P)	80
	Expandable Jib (JE)	82
  	Frame Mounted Hook (PC)	84
 	Heavy Duty Frame Mounted Hook (PC)	85
	Slewing Crane (PO)	86
 	Expandable Jib With Winch (PT)	87
	Extension Jib With Winch (PT)	88










PLATFORM RANGE

 	Platform (NAC)	92
 	Fast Opening Platform (PSE)	94
 	Expandable Platform (NAC)	96
	Roofer Platform (NC)	98
	Fixed slewing roofer platform (NC-IT)	100
 	Rib handling platform (D 1500)	101
 	Raised Expandable Platform	102
 	Platform With Winch (NAC ARG)	103
 	Deep Extendable Platform (NAC)	104
 	Platform With Dismountable Fops Roof (RF/P)	105
 	Aerial Jib 1 (Aerial Jib 1)	106
 	Aerial Jib 2 (Aerial Jib 2)	107
 	System 3D (3D)	108

SKIP RANGE

	Concrete Skip (BB)	112
 	Crane Skip (GL)	114

SWEEPER & CLEANER RANGE

  	Sweeper 2 in 1 (SCC)	118
  	Pickup Sweeper (BRB)	120
  	High Pressure Cleaner (VHPC)	122

WINCH RANGE

 	Hydraulic Winch (WINCH)	126
 	Heavy Duty Hydraulic Winch (WINCH)	128

MINING SOLUTIONS

 	Slim Tyre Handlers (TH)	132
 	Tyre Handlers (TH)	134
 	Cylinder Handlers (CH)	136
 	Pipe Handler (PH)	138
 	Tunneling Platform	139
 	Underground Mining Platform	140
  	Wear Parts For Attachments	142

ON-FORK HANDLING SOLUTIONS





Tilting Forks Carriage (PFB)	10
Floating Forks Carriage (TFF)	11
360° rotating fork carriage (CAT-R) NEW	12
TFF Carriages With Levelling (TFF CN)	14
Tilting and Slewing Fork Carriage (PFB +/-90°)	14
Tilting Forks Carriage + Load Backrest (PFB LB)	15
Tilting Forks Carriage + Side Shift (PFB SS)	16
Tilting Forks Carriage + Side Shift + Load backrest (PFB LB SS)	17
Hydraulic Floating Fork Positioner (CAF)	18
HD Floating Fork Positioners (TFF)	20
HD Fork Positioners (TFF)	22
Competitive Carriage Interface (IC)	24
Kerb Driver (PBA)	25
Wide Opening Fork Positioner (CAI-P) NEW	26



TILTING FORK CARRIAGE



- Efficient handling solution
- Forks compliant with FEM standard, forks' length according to model.
- Tilting forks.

	PFB 25 N	PFB 35 N	PFB 45 N	PFB 75 N	PFB 90 N
Capacity (kg)	2500	3500	4500	7500	9000
Available widths					
1020	x				
1200				x	x
1260	x	x	x		
1470		x			
1580		x			
1670			x		
1750				x	x
2000			x	x	x

Detailed compatibility depending on machine- contact your dealer.

MANDATORY MACHINE EQUIPMENT: ✘



FLOATING FORK CARRIAGE



- Solution adapted to uneven ground: floating forks + levelling.
- Load backrest standard
- Forks ' length according to model.
- Fork levelling

(1) MRT only (2) MHT only

	TFF 29 N	TFF 35 N	TFF 4t (1)	TFF 45 N	TFF 5t (1)	TFF 5,5t (1)	TFF 75 N	TFF 90 N (2)	TFF 13t (2)	TFF 18t (2)	TFF 23t (2)
Capacity (kg)	2900@ 500mm	3500@ 500mm	4000@ 500mm	4500@ 500mm	5000@ 500mm	5500@ 500mm	7500@ 600mm	9000@ 600mm	13000@ 600mm	18000@ 600mm	23000@ 900mm

Available widths											
1030			x		x	x					
1040	x	x		x							
1300	x	x		x	x	x					
1425								x			
1430							x				
1750									x	x	
1800					x						
2000					x						x
2500					x				x	x	x

Detailed compatibility depending on machine- contact your dealer.

MANDATORY MACHINE EQUIPMENT: ✕



360° ROTATING FORK CARRIAGE



- Major increase of your MRT's functionality that's to a continuous 360° fork rotation.
- 2 capacities: 4000° frontal (+- 15°) and 2500kg rotated.
- Safety: constant monitoring of the load's weight, angle & position; adaptive overload control according to the load's position; no forward tilting if rotation > 120° and boom lifted over 3m high.
- Cost-saving: limits machine movements & manoeuvres = lower fuel consumption.



Easy handling of long loads in narrow spaces



Lightens load placement on the construction site



Adaptive overload control according to the load's position



* MRT St4 «S2» and upward - For all previous machines.
Please contact your MANITOU dealer

CAT 1200/ 4000 R

Max. capacity- frontal (15°/15°) (kg)	4000
Max. capacity- rotated (360°) (kg)	2500
Width (mm)	1290
Height (mm)	1193
Fork length (mm)	1200 (ISO)
Weight (kg)	730

Machine compatibility

Reference	53026525
MRT 2150 St4 *	X
MRT 2550 St4 *	X

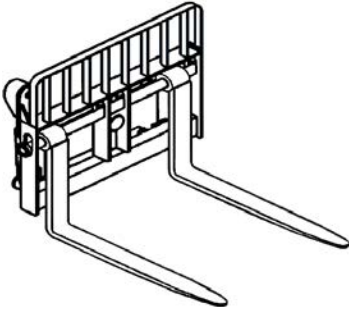
MANDATORY MACHINE EQUIPMENT:





CARRIAGE

FLOATING FORK CARRIAGE WITH HYDRAULIC LEVELLING - TFF CN



- More control and accuracy thanks to a 10°/ 10° hydraulic levelling.
- Floating forks for more efficiency on uneven ground.
- Available on MRTs - consult us.

MANDATORY MACHINE EQUIPMENT: 



CARRIAGE

TILTING AND SLEWING FORK CARRIAGE - PFB +/-90°



- More control and accuracy thanks to a 10°/ 10° hydraulic levelling.
- Floating forks for more efficiency on uneven ground.
- Straight & rotated capacity 1500kg.
- Available on MRTs - consult us.

MANDATORY MACHINE EQUIPMENT: 



TILTING FORK CARRIAGE + LOAD BACKREST



- Load backrests stabilize palletized loads during transport.
- Especially useful for high pallets.
- Load backrests bolted on «PFB» tilting fork carriages.
- Note: to be used with FEM forks.

MRT: ask your MANITOU dealer

	PFB 25N 1020 LB	PFB 25N 1260 LB	PFB 35N 1260 LB	PFB 35N 1470 LB	PFB 45N 1670 LB	PFB 45N 2000 LB
Capacity (kg)	2500	2500	3500	3500	4500	4500
Width (mm)	1070	1310	1310	1520	1810	2140
Height (mm)	1176	1188	1185	1185	1209	1209
Weight (kg)	105	118	130	158	310	360

Machine compatibility

Reference	52000198	52000199	52000200	52000201	52000202	52000203
MLT 625	x	x				
MLT 630			x	x		
MLT 635 <i>NewAg</i>			x	x		
MLT 733 <i>NewAg</i>			x	x		
MLT-X 735			x	x		
MLT 737 <i>NewAg</i>					x	x
MLT 741 <i>NewAg</i>					x	x
MLT-X 741					x	x
MLT 840					x	x
MLT 940 <i>NewAg</i>					x	x
MT 625	x	x				
MT 732			x	x		
MT 835			x	x		
MT 932			x	x		
MT 1030			x	x		
MT 1135			x	x		
MT 1335			x	x		
MT 1440					x	x
MT-X 1440					x	x
MT 1840					x	x

MANDATORY MACHINE EQUIPMENT: ✕



TILTING FORK CARRIAGE + SIDE SHIFT



- Tilting fork carriage with hydraulic side shift for efficient load placement operations.
- Guarantees an accurate and efficient positioning of the handled palets.
- Note: to be used with FEM forks.

MRT: ask your MANITOU dealer

	PFB 25N 1020 SS	PFB 25N 1260 SS	PFB 35N 1260 SS	PFB 35N 1580 SS	PFB 45N 1670 SS
Capacity (kg)	2500	2500	3500	3500	4500
Width (mm)	1070	1310	1310	1580	1696
Height (mm)	553	554	658	658	666
Side shift (mm)	100/100	100/100	100/100	100/100	100/100
Weight (kg)	135	145	175	300	530

Machine compatibility

Reference	52000099	52000100	52000101	52000102	52000103
MLT 625	x	x			
MLT 733 <i>NewA6</i>			x		
MT 625	x	x			
MT 732			x	x	
MT 835			x	x	
MT 932			x	x	
MT 1030			x	x	
MT 1135			x	x	
MT 1335			x	x	
MT 1440					x
MT 1840					x

MANDATORY MACHINE EQUIPMENT:



TILTING FORK CARRIAGE + SIDE SHIFT + LOAD BACKREST



- Tilting fork carriage with hydraulic side shift and load backrest for efficient high/ bulky load placement.
- Guarantees an accurate and efficient positioning of the handled palets.
- Bolt-on load backrest for a higher load stability.
- Note: to be used with FEM forks.

MRT: ask your MANITOU dealer

	PFB 25N 1020 SS LB	PFB 35N 1260 SS LB	PFB 45N 1670 SS LB
Capacity (kg)	2500	3500	4500
Width (mm)	1044	1310	1810
Height (mm)	1222	1229	1258
Side shift (mm)	100/100	100/100	100/100
Weight (kg)	170	210	585

Machine compatibility

Reference	52000204	52000205	52000206
MT 625	x		
MT 732		x	
MT 835		x	
MT 932		x	
MT 1030		x	
MT 1135		x	
MT 1335		x	
MT 1440			x
MT 1840			x

MANDATORY MACHINE EQUIPMENT: 



HYDRAULIC FLOATING FORK POSITIONER

- Increases the efficiency of pallet handling and saves time.
- Floating forks with levelling capacity for rough terrain applications.
- Fork spread: 1010 mm / 275 mm (middle of the forks).





Floating forks with levelling



Fork travel lock

	CAF 1260 / 4500 P
Capacity (kg)	4500
Fork spread (mm)	275 / 1010
Weight (kg)	351

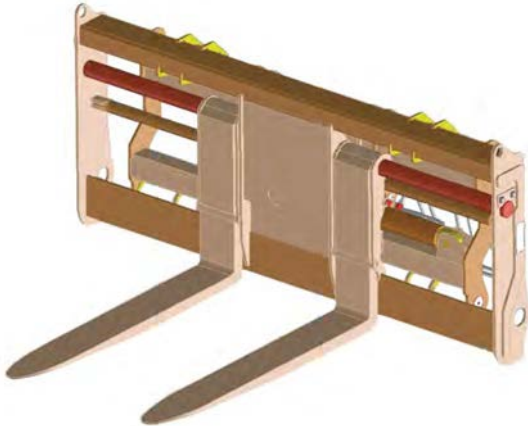
Machine compatibility

Reference	52000273
MT 625	x
MT 732	x
MT 835	x
MT 932	x
MT 1030	x
MT 1135	x
MT 1335	x
MT 1435 €3B	x
MT 1440	x
MT 1840	x

MANDATORY MACHINE EQUIPMENT: 



HD FLOATING FORK POSITIONERS



- Increases the efficiency of on-forks handling applications.
- Accurate and effortless fork spread adaptation from the cab.
- (1) Optional constant side shift for even more efficiency.
- Real rough-terrain attachment- innovative design & maximum component protection.
- Floating forks for more efficiency on uneven grounds.





Fork positioning using sliders- forks keep floating



Limited thickness & increased visibility



Patented side shifting system (optional) using chromed rods

* According to fork length

(1) : Option «2 hydraulic functions on the top of the boom» required

	TFF + positioner 9t 2000mm	TFF + positioner + side shift 9t 2000mm (1)	TFF + positioner 9t 2500mm	TFF + positioner + side shift 9t 2500mm (1)	TFF + positioner 13t 2500mm	TFF + positioner + side shift 13t 2500mm (1)
Capacity (kg)	9000@ 600mm	9000@ 600mm	9000@ 600mm	9000@ 600mm	13000@ 600mm	13000@ 600mm
Width (mm)	2000	2000	2500	2500	2500	2500
Length (mm)	1200-2000	1200-2000	1200-2000	1200-2000	1800-2400	1800-2400
Fork spread (mm)	400 - 1695	401 - 1696	788 - 2152	800 - 2195	788 - 2152	788 - 2152
Side shift		200 / 200		200 / 200		200 / 200
Weight (kg)	980*	1110*	1090*	1255*	1420*	1935*

Available models

Forks 1200 mm	939350	939352	939355	939357	N/A	N/A
Forks 1500 mm	939351	939055	939356	53004234	939219	939221
Forks 1800 mm	939054	939353	939216	939358	939220	939222
Forks 2000 mm	53009730	939354	53006760	939359	N/A	N/A
Forks 2400 mm	N/A	N/A	N/A	N/A	53008986	53008727

Machine compatibility

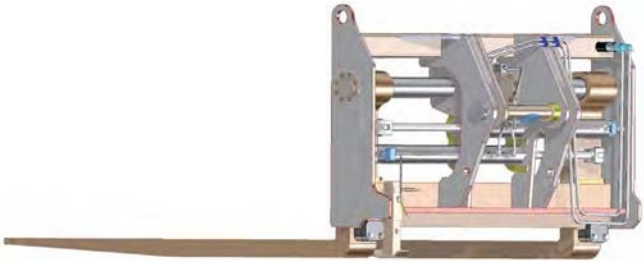
MHT 790	x	x	x	x		
MHT 1490	x	x	x	x		
MHT 10130					x	x

(1) MANDATORY MACHINE EQUIPMENT: 2 x 



HD FORK POSITIONERS

- Increases the efficiency of on-forks handling applications.
- Accurate and effortless fork spread adaptation from the cab.
- (1) Optional integrated side shift for even more efficiency.
- Real rough-terrain attachment- innovative design & maximum component protection.





Limited thickness & increased visibility



Increased cylinder rigidity for a longer life in harsh rough-terrain conditions



Safety: stabilizer for yard storage

* According to fork type

(1): Option «2 hydraulic functions on the top of the boom» required

	TFF + positioner 18t 2500mm	TFF + positioner + side shift 18t 2500mm (1)	TFF + positioner 23t 2500mm	TFF + positioner + side shift 23t 2500mm (1)
Capacity (kg)	18000@600mm 14000@1200mm	18000@600mm 14000@1200mm	23000@900mm 20000@1200mm	23000@900mm 20000@1200mm
Width (mm)	2500	2500	2500	2500
Length (mm)	1200 - 2400	1200 - 2400	1800 - 2400	1800 - 2400
Fork spread (mm)	815 - 2135	815 - 2135	815 - 2135	815 - 2135
Side shift		Variable		Variable
Weight (kg)	1475*	1475*	2410*	2410*

Available models

Forks 1200 mm	939301	53010976	N/A	N/A
Forks 200*1800mm	939302	53010971	939020	53010999
Forks 250*1800mm	N/A	N/A	939021	53010994
Forks 200*2400mm	53011460	53010702	53011440	53009800
Forks 250*2400mm	N/A	N/A	939322	53010986

Machine compatibility

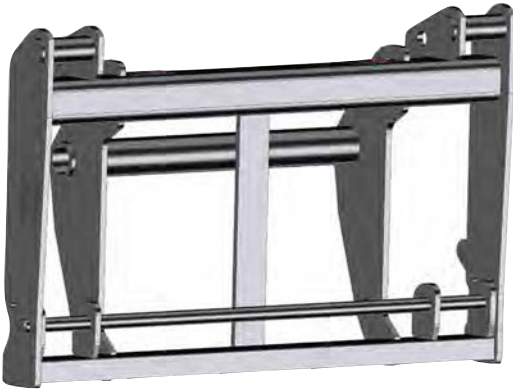
MHT 10180	x	x		
MHT 10230			x	x

(1) MANDATORY MACHINE EQUIPMENT: 2 x 



COMPETITIVE CARRIAGE INTERFACE

- Allows the use of attachments with competitive brackets on standard MANITOU machines (MANITOU carriage).
- Note: specific safety rules apply, contact your MANITOU dealer.



	IC-JCB
Capacity (kg)	4100
Forward reach / depth (mm)	330
Carriage type	JCB®
Empty weight (kg)	155

Machine compatibility	
Reference	52000231
MLT 630 <i>NewAg</i>	x
MLT 635 <i>NewAg</i>	x
MLT-X 735	x
MLT 737 <i>NewAg</i>	x
MLT 741 <i>NewAg</i>	x
MLT-X 741	
MLT 840	x

MANDATORY MACHINE EQUIPMENT: ✕



KERB DRIVER



- Major improvement of kerb stone placing operations.
- Replaces human efforts with effortless vacuum power- strongly reduces workers' backache.
- «Bike-type» steering & 3.4m placing reach for a high productivity.
- Safety: vacuum accumulator prevents kerb brutal fall.



2 in 1 fork sleeves: can be used to transport the kerb stone pallet



Effortless kerb lifting & placement

	PBA 25N 1020 LB
Capacity (kg)	1500
Hook capacity (kg)	160
Width (mm)	1619
Height (mm)	2512
Forward reach / depth (mm)	3,4
Empty weight (kg)	450

Machine compatibility

Reference	790523
MT 1440 €3B	x
MT 1840	Consult us


MANDATORY MACHINE EQUIPMENT: 




WIDE OPENING FORK POSITIONER




- Wide opening for more efficiency during wide pallet handling.
- Very good visibility thanks to a reviewed frame structure and an efficient component placement.
- Very efficient fork synchronisation using a dedicated hydraulic valve.
- MANITOU attachment: perfect integration on the forklift truck.
Note: this attachment is not designed for load clamping.





"Double T" main frame profile for even more resistance



Hydraulic valve placed on the back of the frame- visibility & protection



Industrial-clamp-type frame- increased rigidity & resistance



	CAI 1680/ 2500 P	CAI 1720/ 2800 P
Capacity (kg)	2500	2800
Thickness (mm)	157	162
Height (kg)	627	733
Fork spread (mm)	560/1680	560/1720
Side shift	No	No
Weight (kg)	193	233

Machine compatibility

Reference	52531185	52531186
MI 15 D/G	x	
MI 18 D/G	x	
MI 20 D/G	x	
MI 25 D/G	x	
MI 30 D/G		x
MI 35 D/G		x

MANDATORY MACHINE EQUIPMENT: 

BUCKET RANGE





Concrete Mixing Bucket (BMC)	30
Sugar Beet Bucket (BSB)	32
Silage Facing Bucket (CRS)	33
Bucket 4 in 1 (CB4x1)	34
Agricultural Bucket (CBA)	36
Environment Bucket -EN- (CBA)	38
High Capacity Agricultural Bucket (CBA)	39
Construction Bucket (CBC)	40
Agricultural Multifunction Grab Bucket -MS- (CBG) NEW	42
Agricultural Multifunction Grab Bucket -FO- (CBG) NEW	44
Environment Grab Bucket -EN- (CBG)	46
High Capacity Grab Bucket Agriculture -MS- (CBG)	47
General Purpose Bucket (CBR)	48
Feeding Bucket (CGD)	50
Shear Buckets (SHB)	52



CONCRETE MIXING BUCKET



- A ready-to-use mix within 3 minutes!
- Replaceable mixing blades for low running costs.
- Delivered with cable wheel- can be used even on machines without electric connexion on the boom.



1.5m flexible tube for better unloading control



Bag opener incorporated into the cover



Left side distribution controlled hydraulically for maximum safety



		BMC 500
Capacity (L)		500
Width (mm)		1750
Empty weight (kg)		753
Machine compatibility		
Reference		757637
MT 835		X
MT 1135		X
MT 1335		X
MT 1435 €3B		X
MT 1440		X
MT 1840		X

MANDATORY MACHINE EQUIPMENT:  +  (recommended)



SUGAR BEET BUCKET



- Attachment adapted to the handling of sugar beet and other root crops.
- Open-work structure made of Ø 20 mm steel bars.



Open-work spill guard: optimal visibility

	BSB 2450/ 2500
Capacity (L)	2500
Width (mm)	2450
Empty weight (kg)	520
Machine compatibility	
Reference	757953
MLT 635 <i>NewAg</i>	x
MLT-X 732	x
MLT-X 735	x
MLT 737 <i>NewAg</i>	x
MLT 741 <i>NewAg</i>	x
MLT-X 741	x
MLT 840	x
MLT 940 <i>NewAg</i>	x
MLT 1040	x

MANDATORY MACHINE EQUIPMENT: ✕



SILAGE FACING BUCKET



- Handling material with a density ≤ 1000 kg/m³.
 - Clean silage pit face- limits secondary fermentation.
 - Lighten silage ready for distribution.
- Note : Not suitable for full length (uncut) grass or alfafa.



Heavy duty hydraulic rotor with integrated motor



Hydraulic synchronisation: rotor rotation & arm movement

	CRS 1700 / 1500 DA	CRS 2500 / 2120
Capacity (L)	1500	2120
Width (mm)	2030	2830
Empty weight (kg)	820	1010

Machine compatibility

Reference	790331	790334
MLT 625	x	
MLT 635 <i>NewAg</i>		x
MLT-X 732		x
MLT 733 <i>NewAg</i>		x
MLT-X 735		x
MLT 737 <i>NewAg</i>		x
MLT 741 <i>NewAg</i>		x
MLT-X 741		x
MLT 840		x
MLT 940 <i>NewAg</i>		x
MLT 1040		x

MANDATORY MACHINE EQUIPMENT: +



BUCKET 4 IN 1



- Handling material with a density ≤ 2100 kg/m³.
- Interchangeable teeth for better longevity.



Rear counter blade for ground levelling



Sides fitted with "claws" for cylindrical object handling



Teeth dedicated to earth moving



	CB4x1 700L 1950	CB4x1 850L 2300	CB4x1 900L 2450
Capacity (kg)	700	850	900
Width (mm)	1950	2300	2450
Number of teeth	5	6	7
Weight (kg)	640	735	765


Machine compatibility

Reference	751402	751401	751465
MLT 625	x		
MLT 635 <i>NewAg</i>			x
MLT 733 <i>NewAg</i>			x
MLT-X 735			x
MLT 737 <i>NewAg</i>			x
MLT-X 741			x
MLT 741 <i>NewAg</i>			x
MLT 840			x
MLT 845		x	x
MLT 940 <i>NewAg</i>			x
MT 625	x		
MT 732			x
MT 835			x
MT 932			x
MT 1135			x
MT 1335			x
MT 1435 €3B			x
MT 1440		x	x
MT-X 1440		x	x
MT-X 1740		x	x
MT 1840		x	x

MANDATORY MACHINE EQUIPMENT:





AGRICULTURAL BUCKET



- Handling material with a density $\leq 1000 \text{ kg/m}^3$.
($\leq 800 \text{ kg/m}^3$ for CBA 3000L).
- Unique shape ensuring unmatched rigidity, perfect unloading and strongly limiting material loss.
- 400 HB welded cutting edge.
- (1): Optional 500 HB bolt-on wear plate for better longevity.





Complex shape for easy loading and unloading operations



3° angle between the bucket's bottom line & the bolted cutting edge for more longevity

* Italy only- bucket compliant with Italian road regulations
 ** For de-construction applications only

	CBA 1500L 2050 DA	CBA 1700L 2100	CBA 2000L 2250	CBA 1500L 2450	CBA 2000L 2450	CBA 2500L 2450	CBA 3000L 2500
Capacity (kg)	1507	1643	1955	1524	1998	2508	3003
Width (mm)	2050	2100	2250	2450	2450	2450	2500
Option	(1)		(1)	(1)	(1)	(1)	(1)
Weight (kg)	509	522	650	500	607	701	774

Machine compatibility

Reference	653035 (1) 52000489	570549	790540 (1) 790541	570547 (1) 570548	570551 (1) 570552	570553 (1) 570554	570555 (1) 500701
	939391*	N/A	N/A	(1) 939388*	(1) 939389*	(1) 939390*	(1) 939391*
MLT 625	x						
MLT 630 <i>NewAG</i>		x	x		x		
MLT 635 <i>NewAG</i>				x	x	x	
MLT-X 732				x	x		
MLT 733 <i>NewAG</i>				x	x	x	
MLT-X 735				x	x	x	
MLT 737 <i>NewAG</i>				x	x	x	
MLT 741 <i>NewAG</i>				x	x	x	
MLT-X 741				x	x	x	
MLT 840					x	x	x
MLT 845				x	x	x	x
MLT 940 <i>NewAG</i>					x	x	x
MLT 1040					x	x	x
MRT Privilege +							

= 921279**


MANDATORY MACHINE EQUIPMENT: ✘



ENVIRONMENT BUCKET



- Handling material with a density $\leq 1000 \text{ kg/m}^3$.
- Highly resistant design with innovative solutions.
- Extensive use of high resistance steel.



S355 stiffeners with 500HB additional wear pads



Flat bottom for more penetration into coherent materials (green waste etc.)



3° angle between the bucket's bottom line & the 500HB bolt-on cutting edge for more longevity.

	CBA 2450 / 2200 EN	CBA 2500 / 3200 EN
Capacity (L)	2224	3200
Width (mm)	2450	2500
Bolt-on cutting edge	Standard	Standard
Weight (kg)	910	1090

Machine compatibility

Reference	52000524	52000125
MLT 741 H	x	
MLT 845 H	x	
MLT 960		x

MANDATORY MACHINE EQUIPMENT: ✘



HIGH CAPACITY AGRICULTURAL BUCKET



- Handling material with a density $\leq 1000 \text{ kg/m}^3$.
- Modern design with maximal rigidity & resistance.
- Integrated spill guard.



4 stiffeners with wear pad function



500HB bolt-on cutting edge (LDR) with 3° angle for more longevity



3° angle between the bucket's bottom line & the 500HB cutting edge for more longevity

	CBA 2500 / 4000 LDR	CBA 2700 / 4500 LDR
Capacity (L)	4000	4500
Width (mm)	2500	2700
Bolt-on cutting edge	Standard	Standard
Weight (kg)	1035	1400
Machine compatibility		
Reference	52000060	52000508
MLT 960	x	Consult us

MANDATORY MACHINE EQUIPMENT: ✕



CONSTRUCTION BUCKET




- THE bucket for all digging, soil or rubble handling applications.
- Handling material with a density $\leq 2100 \text{ kg/m}^3$.
- Interchangeable teeth for better longevity.
- (1): dedicated versions for machines equipped with an integrated side shift (TSDL).





Teeth dedicated to earth moving



Level plate for more accuracy

	CBC 650L 1850	CBC 700L 1950	CBC 750L 2100	CBC 800L 2250	CBC 900L 2450
Capacity (kg)	650	700	750	800	900
Width (mm)	1850	1950	2100	2250	2450
Teeth	6	6	6	6	8
Weight (kg)	320	330	345	385	410

Machine compatibility

Reference	654473	654472	654475	654471	654470
	N/A	N/A	N/A	(1) 52000363	(1) 52000364
MLT 630 <i>NewAg</i>			x	x	
MLT 635 <i>NewAg</i>					x
MLT-X 732					x
MLT 733 <i>NewAg</i>					x
MLT-X 735					x
MLT 737 <i>NewAg</i>					x
MLT 741 <i>NewAg</i>					x
MLT-X 741					x
MLT 840					x
MLT 845					x
MT 625	x				
MT 732		x		x	x
MT 732 €3B					x
MT 835					x
MT 932 €3B					x
MT 1030				x	x
MT 1135					x
MT 1335					x
MT 1435 €3B					x
MT 1440		x		x	x
MT-X 1440		x		x	x
MT-X 1740		x		x	x
MT 1840				x	x

MANDATORY MACHINE EQUIPMENT: ✕



AGRICULTURAL MULTIFUNCTION GRAB BUCKET -MS-



- Handling material with a density $\leq 1000 \text{ kg/m}^3$.
- Dismountable sides for better flexibility
- 500HB bolted wear plate with 3° angle for a better longevity.
- Welded and reinforced grapple with rotation stops for intensive working conditions.





Construction-type pins with locking bolts and welded stiffeners



Complete jaw opening > 90° allows working flush with wall (except 790677)



Bolt-on wear plate for better longevity- 500HB

	CBG 1850 DA MS	CBG 2100 MS	CBG 2300 MS	CBG 2450 MS	CBG 2450 MS /MLT845	CBG 2450/ 1700 MS
Capacity (kg)	960	1090	1190	1270	1270	1695
Width (mm)	1850	2100	2300	2450	2450	2450
Teeth	6	7	7	7	7	9+2
Weight (kg)	630	681	720	742	742	895

Machine compatibility

Reference	790302	790304	790306	790308	790677	52549720
MLT 625	x					
MLT 630 <i>NewAg</i>		x	x	x		
MLT 634						x
MLT 635 <i>NewAg</i>				x		x
MLT-X 732				x		
MLT 733 <i>NewAg</i>				x		x
MLT-X 735				x		x
MLT 737 <i>NewAg</i>				x		x
MLT 741 <i>NewAg</i>				x		x
MLT-X 741				x		x
MLT 840				x		x
MLT 845					x	
MLT 940 <i>NewAg</i>				x		x
MLT 1040				x		x

MANDATORY MACHINE EQUIPMENT: 



AGRICULTURAL MULTIFUNCTION GRAB BUCKET -FO-



- Perfect tool for silage cutting & AG material handling (density <math>< 1000 \text{ kg/m}^3</math>).
- Dismountable sides for better flexibility.
- 500HB bolted wear plate with 3° angle for a better longevity.
- Welded and reinforced grapple with rotation stops for intensive working conditions.





Construction-type pins with locking bolts and welded stiffeners



Complete jaw opening > 90° allows working flush with wall



CBG 2450/1700: side teeth for a perfect silage cutting & holding

	CBG 1850 DA FO	CBG 2100 FO	CBG 2300 FO	CBG 2450 FO	CBG 2450 / 1700 FO
Capacity (kg)	1030	1170	1280	1370	1695
Width (mm)	1850	2100	2300	2450	2450
Teeth	7	8	9	9	11 + 4
Weight (kg)	636	686	728	750	870

Machine compatibility					
Reference	790303	790305	790307	790309	52549810
MLT 625	x				
MLT 630 <i>NewAg</i>		x	x	x	
MLT 634				x	x
MLT 635 <i>NewAg</i>				x	x
MLT-X 732				x	
MLT 733 <i>NewAg</i>				x	x
MLT-X 735				x	x
MLT 737 <i>NewAg</i>				x	x
MLT 741 <i>NewAg</i>				x	x
MLT-X 741				x	x
MLT 840				x	x
MLT 845				x	x
MLT 940 <i>NewAg</i>				x	x
MLT 1040				x	x

MANDATORY MACHINE EQUIPMENT: 



ENVIRONMENT GRAB BUCKET



- Increased capacity for a massive work output in waste handling applications (density <1).
- Increased water capacity to handle bulk materials.
- Welded blade on grab available for paper handling applications (contact MANITOU).
- 500HB bolted cutting edge to work on concrete, asphalt etc.



Standard spill guard



Strong teeth



Mechanical rotation stops

	CBG 2450 / 1600 EN	CBG 2480 / 2200 EN
Capacity (L)	1600	2200
Width (mm)	2450	2480
Teeth	10	5
Weight (kg)	926	1350

Machine compatibility

Reference	52000563	790657
MHT 790		x
MLT 741 H	x	
MLT 845 H	x	
MLT 960		x

MANDATORY MACHINE EQUIPMENT: 



HIGH CAPACITY AGRICULTURAL GRAB BUCKET



- THE grab bucket for maximum work output.
- Increased capacity for a massive work output in agricultural applications (density <1).
- Increased struck capacity (1500l) to handle cereals and other bulk materials.



Grab-integrated spill guard



Improved material grip on sides & top



Mechanical rotation stops

	CBG 2480 / 2000 MS	CBG 2480 / 2600 MS
Capacity (L)	2000	2600
Width (mm)	2480	2480
Teeth	6	7
Weight (kg)	1225	1300

Machine compatibility

Reference	790656	790658
MLT 840	x	
MLT 960		x
MLT 1040	x	

MANDATORY MACHINE EQUIPMENT:




GENERAL PURPOSE BUCKET



- Handling material with a density $\leq 2100 \text{ kg/m}^3$.
- Perfect for the handling of sand, gravel, earth, cereals etc.
- (1): Optional bolt-on wear plate for better longevity.
- (2): Dedicated versions for machines equipped with an integrated side shift (TSDL).



Strong & very resistant structure



Level plate for more accuracy



	CBR 730 / 1850	CBR 780 / 1950	CBR 850 / 2100	CBR 900 / 2250	CBR 1000 / 2450	CBR 1000 / 2500	CBR 1500 / 2500	CBR 2000 / 2500
Capacity (kg)	735	778	843	904	990	1000	1500	2000
Width (mm)	1850	1950	2100	2250	2450	2500	2500	2500
Option	(1)			(2)	(1) (2)			
Weight (kg)	330	340	358	367	388	664	766	940

Machine compatibility

References	571831 (1) : 52000369	570613 N/A	653047 N/A	653749 (2) : 52000365	654716 (1) : 52000370 (2) : 52000366	744050 N/A	732625 N/A	N/A N/A
MLT 625	x							
MLT 630 <i>NewA6</i>			x	x				
MLT 635 <i>NewA6</i>					x			
MLT-X 732					x			
MLT 733 <i>NewA6</i>					x			
MLT-X 735		x		x	x			
MLT 737 <i>NewA6</i>					x			
MLT 741 <i>NewA6</i>					x			
MLT-X 741		x		x	x			
MLT 840					x			
MLT 845					x			
MLT 940 <i>NewA6</i>					x			
MLT 1040					x			
MLT 960					x = 744050			
MT 625	x							
MT 732		x		x	x			
MT 732 €3B					x			
MT 835					x			
MT 932 €3B					x			
MT 1030				x	x			
MT 1135					x			
MT 1335					x			
MT 1435 €3B					x			
MT 1440		x		x	x			
MT-X 1440		x		x	x			
MT-X 1740		x		x	x			
MT 1840				x	x			
MHT-X 780						x	x	
MHT-X 860						x	x	
E-RECO				921281	921282	939165	939166	939327
MRT Easy				x = 925903	x = 925904			
MRT Privilege +				x	x			
MRT 3255					x			
MHT 790						x	x	
MHT 1490						x	x	
MHT 10130								x = 939232
MHT 10180								x
MHT 10230								x

MANDATORY MACHINE EQUIPMENT: ✕



FEEDING BUCKET



- Turns your telehandlers into a real feeding solution.
- Engine running on low RPM: lower fuel consumption.
- Rounded forged teeth for a good silage pit penetration & occasional bale handling.





Pin-on teeth for easy maintenance



Auger for easy and homogeneous distribution



Left side distribution hydraulically controlled

	CGD 2200 / 1700	CGD 2200 / 2100	CGD 2500 / 2500
Capacity (L)	1700	2100	2500
Width (mm)	2100	2200	2500
Teeth and/or tines	9	9	11
Weight (kg)	1025	1140	1240


Machine compatibility

Reference	790310	790311	790312
MLT 625	x		
MLT 630 <i>NewAg</i>		x	
MLT 635 <i>NewAg</i>			x
MLT 733 <i>NewAg</i>			x
MLT-X 735			x
MLT 737 <i>NewAg</i>			x
MLT 741 <i>NewAg</i>			x
MLT-X 741			x
MLT 840			x
MLT 940 <i>NewAg</i>			x
MLT 1040			x

MANDATORY MACHINE EQUIPMENT:  +  + 




SHEAR BUCKETS



- Suitable for any type of silage.
- Very clean silage pit face avoiding secondary fermentation.
- Bucket-type bottom- ideal for the handling of mineral feed & other materials.
- Strong boxed structure + massive use of noble steel





Lateral shear for easy cutting operations



Bolt-on teeth- perfect cut & easy maintenance

	SHB 2200 / 1650	SHB 2400 / 1800
Capacity (L)	1650	1800
Width (mm)	2254	2454
Forward reach / depth (mm)	1295	1295
Weight (kg)	892	1080

Machine compatibility		
Reference	52000386	52000387
MLT 635 <i>NewAg</i>	x	
MLT-X 732	x	
MLT-X 735	x	
MLT 737 <i>NewAg</i>		x
MLT 741 <i>NewAg</i>		x
MLT-X 741		x
MLT 840		x
MLT 940 <i>NewAg</i>		x
MLT 1040		x

MANDATORY MACHINE EQUIPMENT: 

CLAMP RANGE





Square bale clamp (CLBS)	56
Bale Clamp -Super Compact- (PBG 2x2)	57
Bale Clamp -Classic- (PBG 2x4)	58
Bale Clamp -Intensive- (P2BG 2x4)	59
Wrapped Bale Clamp (PBE)	60
Mixed Bale Clamp (MBC 2x3)	61
Rib Handling Clamp (PSC)	62



SQUARE BALE CLAMP



Ø max 1.8m

H max 1.2m

- High work output for all square-bale & round-bale applications.
- Can handle square or round bales.
- Side clamping ensures perfect grip even when the clamp is partially loaded and easy under-roof operations.
- Foldable lower tines & complete grab opening for more travel safety.

CLBS 2x7 / 2100

Clamp capacity (kg)	2100
Teeth and/or tines	2x7/ 3
Height (mm)	3010
Width (mm)	1800
Weight (kg)	780

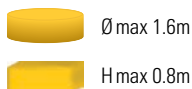
Machine compatibility

Reference	52000015
MLT 840	x
MLT 940 <i>NewAg</i>	x
MLT 1040	x

MANDATORY MACHINE EQUIPMENT:



BALE CLAMP -SUPER COMPACT-



- Store bales even in low-access places.
- Rounded forged teeth for easy and clean handling.
- Non-synchronized closure.

	PBG 2x2
Clamp capacity (kg)	800
Teeth and/or tines	2x2
Weight (kg)	158


Machine compatibility

Reference	757639
MLT 625	x
MLT 630 <i>NewAg</i>	x
MLT 635 <i>NewAg</i>	x
MLT-X 735	x
MLT 737 <i>NewAg</i>	x
MLT 741 <i>NewAg</i>	x
MLT-X 741	x
MLT 840	x
MLT 845	x
MLT 940 <i>NewAg</i>	x
MLT 1040	x

MANDATORY MACHINE EQUIPMENT: 



BALE CLAMP -CLASSIC-



- Rounded forged teeth for easy and clean handling.
- Synchronized closure.

	PBG 2x4
Clamp capacity (kg)	1000
Teeth and/or tines	2x4
Weight (kg)	262

Machine compatibility	
Reference	757612
MLT 625	x
MLT 630 <i>NewAg</i>	x
MLT 635 <i>NewAg</i>	x
MLT-X 732	x
MLT 733 <i>NewAg</i>	x
MLT-X 735	x
MLT 737 <i>NewAg</i>	x
MLT 741 <i>NewAg</i>	x
MLT-X 741	x
MLT 840	x
MLT 845	x
MLT 940 <i>NewAg</i>	x
MLT 1040	x

MANDATORY MACHINE EQUIPMENT:



BALE CLAMP -INTENSIVE-



Ø max 1.8m

H max 0.8m

H max 1.2m

- Rounded forged teeth for easy and clean handling.
- Synchronized closure.
- (1): Optional: 2 lower tines for improved square bale handling - 680mm Ø35.

	P2BG 2x4	Lower Tines
Clamp capacity (kg)	1800	
Teeth and/or tines	2 x 4	2
Option	(1)	
Weight (kg)	275	35

Machine compatibility		
Reference	790518	(1) 790521
MLT 630 <i>NewAg</i>	x	x
MLT 635 <i>NewAg</i>	x	x
MLT-X 732	x	x
MLT 733 <i>NewAg</i>	x	x
MLT-X 735	x	x
MLT 737 <i>NewAg</i>	x	x
MLT 741 <i>NewAg</i>	x	x
MLT-X 741	x	x
MLT 840	x	x
MLT 940 <i>NewAg</i>	x	x
MLT 960	x	x
MLT 1040	x	x

MANDATORY MACHINE EQUIPMENT: 



WRAPPED BALE CLAMP



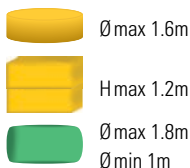

- Smooth tubular and articulated structure that avoids film damages.
- Non-synchronized closure.
- Self-lubricated anti-wear bushes for better longevity.

	PBE
Clamp capacity (kg)	1000
Weight (kg)	242
Machine compatibility	
Reference	757613
MLT 625	x
MLT 630 <i>NewAg</i>	x
MLT 635 <i>NewAg</i>	x
MLT-X 732	x
MLT 733 <i>NewAg</i>	x
MLT-X 735	x
MLT 737 <i>NewAg</i>	x
MLT 741 <i>NewAg</i>	x
MLT-X 741	x
MLT 840	x
MLT 845	x
MLT 940 <i>NewAg</i>	x
MLT 960	x
MLT 1040	x

MANDATORY MACHINE EQUIPMENT:



MIXED BALE CLAMP



- Rounded forged teeth & forged lower tines for easy & clean handling.
- Non-synchronized or synchronized closure.
- Switch from a bale clamp to a wrapped bale clamp in less than 3 minutes without tools.
- 2 carriage positions possible.
- Standard: 2 lower tines for square bales.

	MBC 2x3
Clamp capacity (kg)	800
Teeth and/or tines	2x3
Weight (kg)	200

Machine compatibility	
Reference	790506
MLT 625	x
MLT 630 <i>NewAg</i>	x
MLT 635 <i>NewAg</i>	x
MLT 733 <i>NewAg</i>	x
MLT-X 735	x
MLT 737 <i>NewAg</i>	x
MLT 741 <i>NewAg</i>	x
MLT-X 741	x
MLT 840	x
MLT 940 <i>NewAg</i>	x
MLT 960	x
MLT 1040	x

MANDATORY MACHINE EQUIPMENT: 



RIB HANDLING CLAMP



- THE clamp for all rib handlings and placements.
- Hydraulic arm movement & manual head rotation for a maximized accuracy.
- Wide hydraulic clamp opening: min. beam width min. 120mm, max. 450mm.





Directly mounted on the machine's quick coupler



Hydraulic clamp



Can be used with a remote control or from the cab

* cab and radio control steering. Ref. 882008 if cab steering only

	PSC 20	PSC 40
Capacity (kg)	2000	4000
Min. opening (mm)	120	120
Max. opening (mm)	450	450
Arm slewing	45°	45°
Head rotation	+/- 65°	+/- 65°
Weight (kg)	450	450

Machine compatibility

Reference	906734 *	N/A
MT	Consult us	
MRT-X Easy	x	
E-RECO	923969	923970
MHT	Consult us	Consult us
MRT Easy €3B	x	x
MRT Privilege +	x	x

MANDATORY MACHINE EQUIPMENT:  **+ SPECIAL**

FORK & GRAB RANGE





Square Bale Fork (FB)	66
Manure Fork With Grapple (FFGR)	68
High Capacity Manure Grab (FMG)	70
Shear Grab (SHG)	72




SQUARE BALE FORKS



- Simple & economical solution for bale handling.
- Simultaneous handling of 4 bales.
- Foldable tines: suitable for road traffic.





Foldable frame for under-roof handling



Grip teeth on top of frame.



Foldable tines: suitable for road traffic

	FB 1900 / 1700
Clamp capacity (kg)	1700
Width (mm)	1900
Weight (kg)	215

Machine compatibility

Reference	790699
MLT 625	x
MLT 630 <i>NewA6</i>	x
MLT 635 <i>NewA6</i>	x
MLT-X 732	x
MLT 733 <i>NewA6</i>	x
MLT-X 735	x
MLT 737 <i>NewA6</i>	x
MLT 741 <i>NewA6</i>	x
MLT-X 741	x
MLT 840	x
MLT 940 <i>NewA6</i>	x
MLT 960	x
MLT 1040	x

MANDATORY MACHINE EQUIPMENT: ✕



MANURE FORK WITH GRAPPLE



- Handling material with a density $\leq 1200 \text{ kg/m}^3$.
- Bolt-on teeth and tines for easy maintenance.
- Adjustable grab opening : can be used with bales or bulky manure.





Strong structure



Complete grab opening > 90° allows working flush with wall



Grab opening adjustment

	FFGR 1700	FFGR 1950 DA	FFGR 1950	FFGR 2100	FFGR 2400
Capacity (L)	1050	1200	1200	1300	1520
Width (mm)	1700	1950	1950	2100	2400
Teeth and/or tines	8 / 7	9 / 7	9 / 7	10 / 7	12 / 8
Weight (kg)	505	530	477	492	528

Machine compatibility

Reference	751429	751428	751404	751403	751405
MLT 625	x	x			
MLT 630 <i>NewAg</i>			x	x	
MLT 635 <i>NewAg</i>				x	x
MLT-X 732				x	x
MLT 733 <i>NewAg</i>				x	x
MLT-X 735				x	x
MLT 737 <i>NewAg</i>				x	x
MLT 741 <i>NewAg</i>				x	x
MLT-X 741				x	x
MLT 840					x
MLT 845				x	x
MLT 940 <i>NewAg</i>				x	x
MLT 1040					x

MANDATORY MACHINE EQUIPMENT:





HIGH CAPACITY SILAGE & MANURE GRAB



- Increased capacity for more work output by silage pit preparation & manure handling.
- Adapted to straw-manure (density <math>< 700 \text{ kg/m}^3</math>).
- Reinforced structure for intensive applications.
- Teeth: $\text{\O} 45\text{mm}$, 939mm.
- Tines: $\text{\O} 45\text{mm}$, 1100mm.





Excellent visibility thanks to its innovative design



Complete grab opening > 90° allows working flush with wall



Grab rotation stops for an improved cylinder longevity.

*For silage & light straw manure.
Max 700 kg/m³.*

(1) Subject to possible sales restrictions

	FMG 2100 / 1800 ⁽¹⁾	FMG 2450 / 2000
Capacity (L)	1800	2000
Width (mm)	2100	2435
Teeth and/or tines	4 / 10	5 / 12
Weight (kg)	470	686

Machine compatibility		
Reference	52000082	790534
MLT 630 <i>NewAg</i> ⁽¹⁾	x	
MLT 630 <i>NewAg</i>		x
MLT 635 <i>NewAg</i>		x
MLT-X 732		x
MLT 733 <i>NewAg</i>		x
MLT-X 735		x
MLT 737 <i>NewAg</i>		x
MLT 741 <i>NewAg</i>		x
MLT-X 741		x
MLT 840		x
MLT 940 <i>NewAg</i>		x
MLT 1040		x

MANDATORY MACHINE EQUIPMENT: 



SHEAR GRAB



- Suitable for any type of silage.
- Very clean silage pit face avoiding secondary fermentation.
- Powerful attachment for a fast cut.
- Strong boxed structure + massive use of noble steel.





Lateral shear + double tines on sides for easy cutting operations



Bolt-on teeth- perfect cut & easy maintenance (except SHG 1700 / 850 welded)

	SHG 1600 / 1200	SHG 1700 / 850	SHG 1800 / 1350	SHG 2200 / 1650	SHG 2400 / 1800
Capacity (L)	1200	850	1350	1650	1800
Width (mm)	1654	1865	1850	2254	2454
Forward reach / depth (mm)	1295	1267	1295	1295	1295
Weight (kg)	705	710	749	835	936

Machine compatibility

Reference	52000380	757723	52000381	52000382	52000383
MLT 625	x				
MLT 630 <i>NewAg</i>			x		
MLT 635 <i>NewAg</i>				x	
MLT-X 732				x	
MLT-X 735		x		x	
MLT 737 <i>NewAg</i>					x
MLT 741 <i>NewAg</i>					x
MLT-X 741					x
MLT 840					x
MLT 940 <i>NewAg</i>					x
MLT 1040					x

MANDATORY MACHINE EQUIPMENT: 



JIB & CRANE RANGE

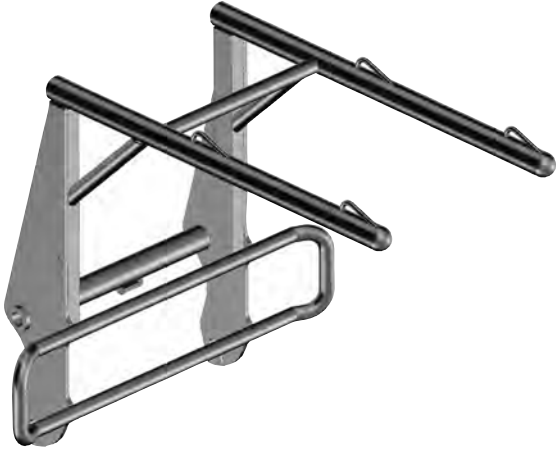




Big Bag Handler (HBB)	76
Crane (P)	78
Heavy Duty Crane (P)	79
Extension Jib (P)	80
Expandable Jib (JE)	82
Frame Mounted Hook (PC)	84
Heavy Duty Frame Mounted Hook (PC)	85
Slewing Crane (PO)	86
Expandable Jib With Winch (PT)	87
Extension Jib With Winch (PT)	88

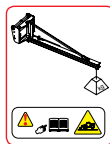


BIG BAG HANDLER



- Increases the efficiency & safety of all big-bag handling operations.
- Tubular structure- limits the risk of bag damages & fall.
- Handles indifferently big bags with 1, 2 or 4 loops (600kg/ loop).
- 100% designed & homologated as a suspended load attachment.





Anti-swing bag stabilizer-
increases stability



4 non-damaging bag stops-
improved safety

	HBB 1500 / 2400
Hook capacity (kg)	2400
Forward reach / depth (mm)	1570
Weight (kg)	186

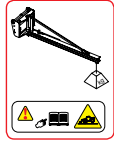
Machine compatibility

Reference	931627
MLT 625	x
MLT 630 <i>NewAg</i>	x
MLT 635 <i>NewAg</i>	x
MLT-X 732	x
MLT 733 <i>NewAg</i>	x
MLT-X 735	x
MLT 737 <i>NewAg</i>	x
MLT 741 <i>NewAg</i>	x
MLT-X 741	x
MLT 840	x
MLT 940 <i>NewAg</i>	x
MLT 845	x
MLT 1040	x
MT 625	x
MT 732	x
MT 835	x
MT 932	x
MT 1030	x
MT 1135	x
MT 1335	x
MT 1435 €3B	x
MT 1440	x
MT 1840	x
MRT 3255	x

MANDATORY MACHINE EQUIPMENT: ✕



CRANE



- 2 forward reaches possible for more flexibility in performing daily tasks.



Safety: homologated self locking swivel hook

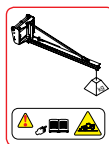
	P 4000	P 6000
Hook capacity #1 (kg)	4000	6000
Forward reach / depth #1 (mm)	708	808
Hook capacity #2 (kg)	1200	2000
Forward reach / depth #2 (mm)	2708	2708
Weight (kg)	210	282

Machine compatibility		
References	653226	N/A
MT 732	x	
MT 835	x	
MT 932 €3B	x	
MT 1030	x	
MT 1135	x	
MT 1335	x	
MT 1435 €3B	x	
MT 1440	x	
MT-X 1440	x	
MT-X 1740	x	
MT 1840	x	
MRT-X Easy		
E-RECO	921321	921322
MRT Easy €3B	x	x
MRT Privilege +	x	x
MRT 3255		x

MANDATORY MACHINE EQUIPMENT: ✕



HEAVY DUTY CRANE



- 3 possible forward reaches positions for more flexibility in daily works.
- Perfect attachment for all heavy suspended loads.
- Safety: homologated self locking swivel hook.

	P 9 T	P 13 T	P 18 T	P 22 T	P 40 T
Hook capacity #1 (kg)	9000	13000	18000	22000	40000
Forward reach / depth (mm)	470	700	700	700	905
Hook capacity #3 (kg)	2000	7500	7500	13000	22000
Forward reach / depth (mm)	2300	2000	2000	1800	3000
Weight (kg)	295	650	676	886	3500

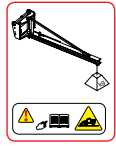
Machine compatibility

References					939100
E-RECO	930830	53009841	53011885	53010431	
MHT 790	x				
MHT 1490	x				
MHT 10130		x			
MHT 10180			x		
MHT 10230				x	
MHT 14350					x

MANDATORY MACHINE EQUIPMENT: X




EXTENSION JIB



- Perfect for transporting and placing beams, frames.
- Improves the forward reach of the telehandler.





Tubular structure designed for optimal weight/rigidity ratio



Safety: homologated self locking swivel hook

	P 600	P 1000	P 1500	P 2000
Hook capacity (kg)	600	1000	1500	2000
Forward reach / depth (mm)	3950	3950	2820	2530
Weight (kg)	210	210	186	190

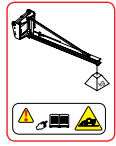
Machine compatibility

Reference	653228	N/A	N/A	N/A
MT 732	x			
MT 835	x			
MT 932	x			
MT 1030	x			
MT 1135	x			
MT 1335	x			
MT 1435 €3B	x			
MT 1440	x			
MT-X 1440	x			
MT-X 1740	x			
MT 1840	x			
Reference	710055	710056	710058	710059
MRT-X Easy	x	x	x	x
E-RECO	921316	921317	921319	921320
MRT Easy €3B	x	x	x	x
MRT Privilege +	x	x	x	x
MRT 3255	x		x	x

MANDATORY MACHINE EQUIPMENT: ✘



EXTENDABLE JIB



- Simple & safe solution for the handling & the placement of roof trusses (packed or separated).
- Safety: self-locking, rotating homologated hook + dedicated truss hook.





Homologated rotating truss hook



User-friendly extension

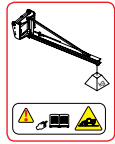
	JE 6000 / 600
Hook capacity #1 (kg)	600
Forward reach / depth (mm)	@3645
Hook capacity #2 (kg)	300
Forward reach / depth (mm)	@4845
Hook capacity #3 (kg)	100
Forward reach / depth (mm)	@5845
Weight (kg)	182

Machine compatibility	
Reference	939995
MT 732	x
MT 835	x
MT 932	x
MT 1030 S	x
MT 1135	x
MT 1335	x
MT 1435 €3B	x
MT 1440	x
MT 1840	x

MANDATORY MACHINE EQUIPMENT: ✘



FRAME MOUNTED HOOK



- Very compact attachment keeping the machine's capacity & stability unchanged.
- Safety: homologated self locking swivel hook.
- Basic attachment for safe suspended load handling.

	PC 40	PC 50	PC 60
Hook capacity (kg)	4000	5000	6000
Forward reach / depth (mm)	475	475	475
Weight (kg)	120	120	120

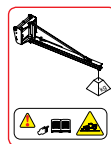
Machine compatibility

Reference	708553	708544	939050
MLT 741 H		x	
MLT 845		x	
MLT 960		x	x
MT 625		x	
MT 732		x	
MT 835	x	x	
MT 932		x	
MT 1030		x	
MT 1135	x	x	
MT 1235		x	
MT 1335	x	x	
MT 1435 €3B		x	
MT 1440		x	
MT-X 1440		x	
MT-X 1740		x	
MT 1840		x	
Reference	708553	708544	N/A
MRT-X Easy	x	x	
E-RECO	921333	921335	939050
MRT Easy €3B	x	x	
MRT Privilege +	x	x	
MRT 3255		x	x

MANDATORY MACHINE EQUIPMENT: ✕



HEAVY DUTY FRAME MOUNTED HOOK



- Perfect handling for all heavy suspended-load handlings.
- Very compact attachment for a perfect stability & maximum capacity.
- Safety: homologated self locking swivel hook.

	PC 9 T	PC 13 T	PC 18 T	PC 23 T	PC 40 T
Hook capacity (kg)	9000	13000	18000	23000	40000
Forward reach / depth (mm)	260	700	700	700	905
Weight (kg)	129	430	460	460	1700

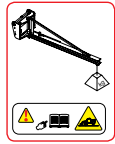
Machine compatibility

E-RECO	939970	53008009	53011879	53008289	N/A
MHT 790	x				
MHT 1490	x				
MHT 10130		x			
MHT 10180			x		
MHT 10230				x	
Reference	N/A	N/A	N/A	N/A	935069
MHT 14350					x

MANDATORY MACHINE EQUIPMENT: ✕



SLEWING CRANE



- Slewing crane +/-15° for more flexibility in narrow buildings or industrial sites.
- Better work output in performing daily tasks.



Safety: homologated swivel self locking hook

	PO 600 / 2500	PO 1000 / 1500	PO 2000 / 1000
Hook capacity (kg)	600	1000	2000
Forward reach / depth (mm)	2500	1500	1000
Slewing	+/- 15°	+/- 15°	+/- 15°
Weight (kg)	320	275	255

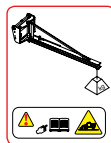
Machine compatibility

Reference	784641	784642	784643
MT 732	x	x	x
MT 932	x	x	x
MT 1030	x	x	x
MT 1435 €3B	x	x	x
MT 1440	x	x	x
MT-X 1440	x	x	x
MT-X 1740	x	x	x
MT 1840	x	x	x

MANDATORY MACHINE EQUIPMENT:



EXPANDABLE JIB WITH WINCH



- Turns your telehandler into a crane.
- Adjustable length for an excellent polyvalence (manual extension).



Safety: end of cable/ hook upper position automatic movement stop



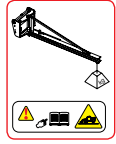
Safety: homologated self locking swivel hook

	PT 800
Hook capacity (kg)	1000 to 800
Forward reach / depth (m)	4 to 7
Cable length (m)	37
Speed (m/min)	48
Working height (m)	35
Weight (kg)	559
Machine compatibility	
E-RECO	921323
MRT Privilege +	x
MRT 3255	x

MANDATORY MACHINE EQUIPMENT: +



EXTENSION JIB WITH WINCH



- Perfect for transporting and placing beams, frames.
- Improves the forward reach of the telehandler.
- Turns your telehandler into a crane.





Safety: end of cable/hook upper position automatic movement stop



Safety: homologated self locking swivel hook


	PT 600	PT 1000	PT 1500	PT 2000
Hook capacity (kg)	600	1000	1500	2000
Forward reach / depth (mm)	4104	4104	3008	2517
Cable length (m)	40	56	37	49
Working height (m)	38	27	35	24
Speed (m/min)	94	44	48	24
Cable loops	Direct	1	Direct	1
Weight (kg)	278	299	324	354

Machine compatibility

Reference	708538	N/A	N/A	N/A
MT 732	x			
MT 932	x			
MT 1030	x			
MT 1440	x			
MT-X 1440	x			
MT-X 1740	x			
MT 1840	x			
	711936	711938	885264	708543
MRT-X Easy	x	x	x	x
E-RECO	921325	921326	921330	921331
MRT Easy €3B	x	x	x	x
MRT Privilege +	x	x	x	x
MRT 3255	x		x	x

MANDATORY MACHINE EQUIPMENT: 

PLATFORM RANGE





Platform (NAC)	92
Fast Opening Platform (PSE)	94
Expandable Platform (NAC)	96
Roofing Platform (NC)	98
Fixed slewing roofing platform (NC-IT)	100
Rib handling platform (D 1500)	101
Raised Expandable Platform	102
Platform With Winch (NAC ARG)	103
Deep Extendable Platform (NAC)	104
Platform With Dismountable Fops Roof (RF/P)	105
Aerial Jib 1 (AERIAL JIB 1)	106
Aerial Jib 2 (AERIAL JIB 2)	107
System 3D (3D)	108



PLATFORM



- Standard handrail on all platforms.
- Maximum safety & efficiency in people lifting.
- Legally approved for 3 people (platform capacity includes 3 workers).






Easy access on both sides -Sliding bars-



Overload sensor



Non-slip metal floor

	NAC 1.2M x 0.8 M	NAC 2M	ORH
Platform capacity (including workers)w (kg)	200	365	365
Working width (m)	1390	2000	2000
Slewing (m)	N/A	N/A	+/- 90°
Number of people (legally approved)	2	3	3
Weight (kg)	165	410	570

Machine compatibility			
Reference	939382	788782	N/A
MT 625 HA	x	x	
MT 1135 HA		x	
MT 1335 HA		x	
MT 1440 A / HA		x	
MT 1840 A / HA		x	
Reference	N/A	725335	725336
MRT-X Easy		x	x
E-RECO	N/A	921296	921304
MRT Easy €3B		x	x
MRT Privilege +		x	x
MRT 3255		x	x
MHT 790		x	
MHT 1490		x	x
E-RECO	N/A	939240	N/A
MHT 10130		x	
MHT 10180		x	
MHT 10230		x	

MANDATORY MACHINE EQUIPMENT: 



FAST OPENING PLATFORM



- Maximum safety & efficiency in people lifting.
- Folding/ unfolding within 50 seconds.
- Legally approved for 3 people.
- All platforms with 3 accesses (2x side + in front) - «D» : right access with side door.






User-friendly opening system for fast and easy folding / unfolding



Overload sensor



Non-slip metal floor

* Sales limited to specific markets

** Reduced to 365kg if the machine is equipped with a «TSDL» integrated side shift

	PSE 4400 / 365	PSE 4400 / 365 D	PSE 4400 / 1000 D	PSE 4400 / 700 D *
Platform capacity (including workers) (kg)	365	365	1000	700
Working width (m)	2.25/4.4	2.25/4.4	2.25/4.4	2.25/4.4
Slewing	+/- 90°	+/- 90°	+/- 90°	+/- 90°
Number of people (legally approved)	3	3	3	3
Weight (kg)	650	670	1030	1030

Machine compatibility

Reference	N/A	939021	939022 **	939023 **
MT 1135 HA		x	x	x
MT 1335 HA		x	x	x
MT 1440 A / HA		x	x	x
MT 1840 A / HA		x	x	x
Reference	939199	939198	939197	939196
MRT-X Easy	x	x	x	x
E-RECO	914500	939750	939500	939020
MRT Easy €3B	x	x	x	x
MRT Privilege +	x	x	x	x
MRT 3255	x	x	x	x
MHT 1490	x		x	
E-RECO	939241	N/A	939242	N/A
MHT 10130	x		x	
MHT 10180	x		x	
MHT 10230	x		x	

MANDATORY MACHINE EQUIPMENT:






EXPANDABLE PLATFORM



- Maximum safety & efficiency in people lifting.
- Legally approved for 3 people (platform capacity includes 3 workers).






Reinforced and galvanized structure



Overload sensor



Non-slip metal floor

*Reduced to 365kg is the machine is equipped with a «TSDL» integrated side shift

	NAC 2.45 / 5m 365kg	NAC 2.45 / 5m 1000kg	NAC 2.45 / 6m 365kg
Platform capacity (including workers) (kg)	365	1000	365
Working width (m)	2.45/5	2.45/5	2.45/6
Slewing	+/- 90°	+/- 90°	+/- 90°
Number of people (legally approved)	3	3	3
Weight (kg)	1020	1150	1210

Machine compatibility

Reference	N/A	788786 *	788784 *
MT 1135 HA		x	x
MT 1335 HA		x	x
MT 1440 A / HA		x	x
MT 1840 A / HA		x	x
Reference	688135	688136	688137
MRT-X Easy €3A	x	x	x
E-RECO	921309	921308	921310
MRT Easy €3B	x	x	x
MRT Privilege +	x	x	x
MRT 3255	x	x	x

MANDATORY MACHINE EQUIPMENT:





ROOFER PLATFORM



- Maximum safety in people lifting.
- Cutting edge platform design for roof work.
- Legally approved for 3 people (platform capacity includes 3 workers).






Safety: front opening only if in contact with the roof



Overload, roof presence & physical locking sensor.



Non-slip metal floor

	NC 365	NC 1000
Platform capacity (including workers) (kg)	365	1000
Working width (m)	2.4/3.7	2.4/3.7
Slewing	+/- 90°	+/- 90°
Number of people (legally approved)	3	3
Weight (kg)	920	920

Machine compatibility

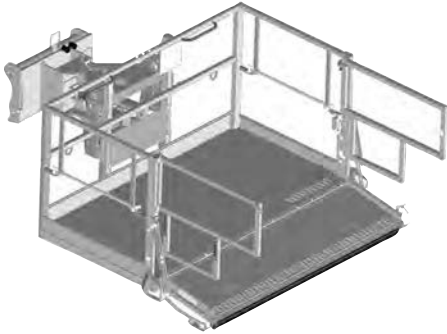
Reference	788789	788791
MT 1135 HA	x	x
MT 1335 HA	x	x
MT 1440 A / HA	x	x
MT 1840 A / HA	x	x
Reference	N/C	751550
MRT-X Easy €3A		x
E-RECO	923309	921294
MRT Easy €3B	x	x
MRT Privilege +	x	x
MRT 3255		x

MANDATORY MACHINE EQUIPMENT:





FIXED SLEWING ROOFER PLATFORM



- Maximum safety in people lifting.
- Forward front opening possible only if sensors are in contact with the roof.
- Total capacity 1000kg- of which 400kg can be applied of the overhanging part.
- Legally approved for 3 people (platform capacity includes 3 workers).



2 roof presence sensors



Sliding bar access on each side



Safety: sensors prevent from platform movements when front part is opened

	NC 2.3 x 1.2
Platform capacity (including workers) (kg)	1000
Working width (m)	2.3
Slewing	+/- 90°
Number of people (legally approved)	3
Weight (kg)	1098
Machine compatibility	
E-RECO	923323
MRT Privilege +	x

MANDATORY MACHINE EQUIPMENT:



RIB HANDLING PLATFORM



- Safe and complete solution: rib handling clamp + access platform.
- Hydraulic rib clamp mounted on a telescopic, mobile arm.
- Movements: arm 95° upward, +/- 15° sideward; head +/- 15°.
- Removable overhead guard.
- Legally approved for 2 people (included in the basket capacity).



U-shaped platform for an easy access to the rib mounting spot



Hydraulic rib clamp- opening 325 - 482mm

	Rib handling platform "D 1500"
Platform capacity (including workers) (kg)	200
Clamp capacity (kg)	1500
Height (m)	2.9
Number of people (legally approved)	2
Weight (kg)	950

Machine compatibility	
E-RECO	923346
MRT Easy €3B	Consult us
MRT 2150 Easy €3B	Consult us
MRT 2150	x
MRT 2140	Consult us

MANDATORY MACHINE EQUIPMENT:





RAISED EXPANDABLE PLATFORM



- Maximum safety in people lifting.
- 55cm raised for improved work efficiency under roof tops or in tunnels.
- Legally approved for 3 people. (platform capacity includes 3 people).


	Raised platform 2.25-4m
Platform capacity (including workers) (kg)	365
Working width (m)	2.25/4
Slewing	+/- 90°
Number of people (legally approved)	3
Weight (kg)	1100

Machine compatibility	
E-RECO	923343
MRT 2145 Easy €3B	Consult us
MRT 2150 Privilege +	x
MRT 2550 Privilege +	x
MRT 3255	x

MANDATORY MACHINE EQUIPMENT: 



PLATFORM WITH WINCH



- Hydraulic winch mounted on hydraulically lifted jib for more versatility (slewing: manual).
- Legally approved for 3 people. (platform capacity includes 3 workers).
- 2 different winch capacity/ platform capacity couples.

MRT: specific mandatory machine equipment required

- MRT 2145 Easy €3B : ref. 53027746
- MRT 2150: ref. 53009021
- MRT 2550: ref. 53009022
- MRT 3255: ref. 53003381

«MHT : E-reco mandatory»

	NAC ARG 450kg/450kg	NAC ARG 600kg/300kg	ORH 3M 600kg/300kg
Platform capacity (including workers) + hook capacity (kg)	450 + 450	600 + 300	600 + 300
Working width (m)	2.25/4	2.25/4	3.2
Slewing	+/- 90°	+/- 90°	+/- 90°
Number of people (legally approved)	3	3	3
Weight (kg)	1330	1330	1175

Machine compatibility			
E-RECO	914440	923336	53004852
MRT 2145 Easy €3B	Consult us	x	
MRT Privilege +	x	x	
MRT 3255	x	x	
MHT 1490		x= 939155	x
E-RECO	939246	939245	N/A
MHT 10130	x	x	
MHT 10180	x	x	
MHT 10230	x	x	

MANDATORY MACHINE EQUIPMENT:  +  + **SPECIAL**



DEEP EXTENDABLE PLATFORM



- 2m deep platform to facilitate the handling of bulky loads in the platform.



Self-closing front door with opening sensors



2 side doors for an easy access when folded



Non-slip metal floor

	NAC 2 2.5 / 4m 1000kg	ORH 2 2.5 / 4m 700kg
Platform capacity (including workers) (kg)	1000	700
Forward reach / depth (m)	2	2
Working width (m)	2.5/4	2.5/4
Slewing	-	+/- 40°
Number of people (legally approved)	3	3
Weight (kg)	1000	1300

Machine compatibility


E-RECO	921355	921358
MRT Privilege +	x	x

MANDATORY MACHINE EQUIPMENT:





PLATFORM WITH DISMOUNTABLE FOPS ROOF



- Platform fitted with a dismountable FOPS -certified roof for optimal personal protection.
- Adaptability: can be used as a regular 3m slewing platform when the roof is dismounted.
- Capacity 1000kg allowing the use of heavy tools in the platform.



Standard handrail all around the attachment



1 side access with bar

	RF/P 3x1.2m 1000kg
Platform capacity (including workers) (kg)	1000
Working width (m)	3
Slewing	+/- 90°
Number of people (legally approved)	3
Weight (kg)	1100
Machine compatibility	
E-RECO	921357
MRT 2145 Easy €3B	x
MRT 2150 Privilege +	x
MRT 2550 Privilege +	x

MANDATORY MACHINE EQUIPMENT: 



AERIAL JIB 1



- Maximum safety in people lifting.
- Positive work area, 90°/ 90° basket rotation.
- Legally approved for 2 people. (platform capacity includes 2 people).
- Wide basket & substantial basket capacity.

	Aerial Jib 1
Platform capacity (including workers) (kg)	300
Working width (m)	2.5
Slewing	180°
Number of people (legally approved)	2
Weight (kg)	930

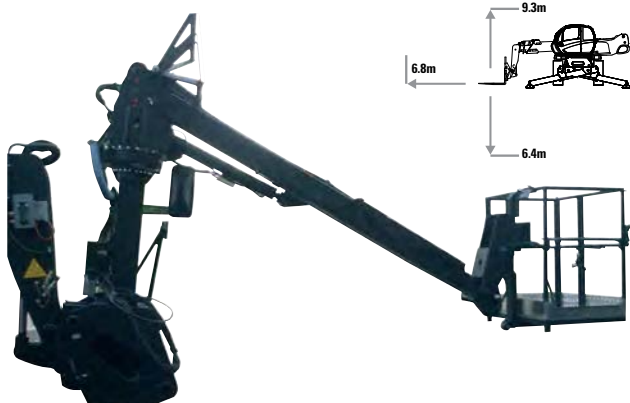
Machine compatibility

Reference	739499
MRT-X Easy	x
E-RECO	921292
MRT Easy €3B	x
MRT Privilege +	x
MRT 3255	x

MANDATORY MACHINE EQUIPMENT: 



AERIAL JIB 2



- Maximum safety in people lifting.
- Positive and negative work area, 170°/ 170° boom rotation.
- Telescopic boom.
- Legally approved for 2 people.
(platform capacity includes 2 people).

*Assembly kit required:
 - MRT Easy €B, MRT-X Easy: ref. 724380
 - MRT 2145 Easy: ref. 53022566
 - MRT 2150/2550 St4: ref. 53017344
 - MRT 3255: ref. 53020179

	Aerial Jib 2
Platform capacity (including workers) (kg)	200
Working width (m)	1.1
Slewing	340°
Number of people (legally approved)	2
Weight (kg)	1100

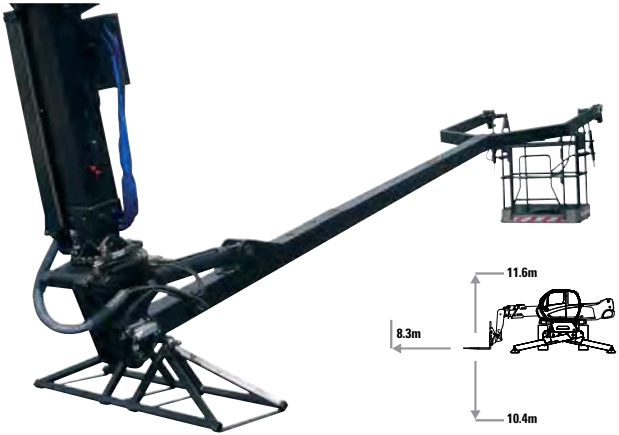
Machine compatibility

Reference	739500 *
MRT-X Easy	x
E-RECO	921293*
MRT Easy €3B	x
MRT Privilege +	x
MRT 3255	x

MANDATORY MACHINE EQUIPMENT:



SYSTEM 3D



- Maximum safety in people lifting.
- Positive and negative work area, 170°/ 170° boom rotation.
- Telescopic vertical arm + negative working area allowing under-bridge operations.
- Legally approved for 2 people. (platform capacity includes 2 people).





Pendular platform allows work under-bridges



Safety: Boom position sensor, locking pin presence sensor



Anti-slip metal floor

* Reach reduced from 8365mm to 7625mm
 ** Cannot be transported on the machine

	System 3D	Assembly kit				Transport kit
Platform capacity (including workers) (kg)	200					
Working width (m)	1.1					
Slewing	340°					
Number of people (legally approved)	2					
Weight (kg)	1100					

Machine compatibility							
Reference	739501*	N/A	739475	N/A	N/A	N/A	N/A
MRT-X 1440	x		x				
E-RECO	921311	921312	739475	739476	743121	935116	53016823
MRT 1440 Easy €3B	x		x				
MRT 1840 Easy €3B	x		x				
MRT 2145 Easy €3B	x		x				
MRT 2150 + Privilege		x		x			
MRT 2550 + Privilege		x**			x		
MRT 3255		x				x	x

MANDATORY MACHINE EQUIPMENT:





SKIP RANGE



Concrete Skip (BB)

112

Crane Skip (GL) **NEW**

113



CONCRETE SKIP



- Very compact, enables work through window frames and filling under a concrete mixer.
- (1) : Hydraulic opening.
- Optional: flexible tube.





Hitch on forks or on carriage



1m Ø200mm flexible tube

	BB 500	BBH 500	BBG 500	BBHG 500
Capacity (L)	500	500	500	500
Width (mm)	1100	1100	1100	1100
Height (mm)	747	747	747	747
Hydro opening (1)		x		x
Flexible tube			x	x
Weight (kg)	205	220	220	235

Machine compatibility

Reference	654409	751462	654411	751464
MT 625	x	x	x	x
MT 732	x	x	x	x
MT 732 €3B	x			x
MT 835	x	x	x	x
MT 932 €3B	x			x
MT 1030	x	x	x	x
MT 1135	x	x	x	x
MT 1335	x	x	x	x
MT 1435 €3B	x			x
MT 1440	x	x	x	x
MT-X 1440	x	x	x	x
MT-X 1740	x	x	x	x
MT 1840	x	x	x	x
MRT-X Easy	x			x
E-RECO	921269	N/A	N/A	921270
MRT Easy	x			x
MRT Privilege +	x			x

MANDATORY MACHINE EQUIPMENT: ⁽¹⁾ 



CRANE SKIP



- Optimized shape for efficient distribution & redesigned chute for an increased accuracy.
- Reviewed design maximizing operator safety & component protection.
- Can be either handled on forks (locking device) or suspended with chains (lifting hooks).
- (1) hydraulic opening available on the 600l version.
- Launch: Spring 2017.





(1) Fully enclosed hydraulic components & connector sockets



3 ways forks entry with locking device

	GL 400	GL 600	GL 600 H GL 600 H MRT
Capacity (L)	400	600	600
Width (mm)	1139	1326	1326
Height (mm)	856	995	995
Opening	Manual	Manual	Hydraulic
Weight (kg)	185	227	240

Machine compatibility

Reference	52000527	52000528	(1) 52000529
MT 625	x	x	x
MT 732	x	x	x
MT 732 €3B		x	x
MT 932 €3B		x	x
MT 1030	x	x	x
MT 1435 €3B		x	x
MT 1440	x	x	x
MT-X 1440	x	x	x
MT-X 1740	x	x	x
MT 1840	x	x	x
Reference	N/A	N/A	(1) 52553617
MRT Easy			x
MRT Privilege +			x

MANDATORY MACHINE EQUIPMENT: ⁽¹⁾

SWEEPER & CLEANER RANGE





Sweeper 2 in 1 (SCC)	118
Pickup Sweeper (BRB)	120
High Pressure Cleaner (VHPC)	122



SWEEPER 2 IN 1



- Simple and efficient solution for all sweeping applications.
- Ø 520mm polyethilen brush.
- 2 in 1: sweeper-collector and side-pushing sweeper.
- Full hydraulic protection; no hydraulic backline required.
- Product designed for light and medium-duty applications.
- Version "HWA +" equipped with an electric spraying system (120L).





Paralelogram mounted- perfect adaptation to road profile



Optional side brush Ø 320mm (left or right or both sides - available from spare part department only)



Version «+»: reinforced wheels Ø 320mm

	SCC 2050	SCC 2600	SCC 2050 +	SCC 2600 +	SCC 2050 HWA +	SCC 2600 HWA +
Capacity (l)	200	250	200	250	200	250
Width (mm)	2050	2600	2050	2600	2050	2600
Diameter (mm)	520	520	520	520	520	520
Weight (kg)	380	450	385	455	480	500
Water sprayer and hydraulic swivel	No	No	No	No	Yes	Yes

Machine compatibility

Reference	52000514	52000515	52000516	52000517	52000518	52000519
MLT 625	x		x		x	
MLT 630 <i>NewAg</i>		x		x		x
MLT 635 <i>NewAg</i>		x		x		x
MLT-X 732		x		x		x
MLT 733 <i>NewAg</i>		x		x		x
MLT-X 735		x		x		x
MLT 737 <i>NewAg</i>		x		x		x
MLT 741 <i>NewAg</i>		x		x		x
MLT-X 741		x		x		x
MLT 840		x		x		x
MLT 940 <i>NewAg</i>		x		x		x
MLT 1040		x		x		x
MT 625	x		x		x	
MT 732 €3B		x		x		x
MT 835		x		x		x
MT 932		x		x		x
MT 1135	x	x	x	x	x	x
MT 1335	x	x	x	x	x	x

MANDATORY MACHINE EQUIPMENT: 



PICKUP SWEEPER



- Sweep and pick-up in one operation.
- Up to 2500m² cleaned in 10 minutes.
- High quality sweeping.





Polyester & steel brush for perfect sweeping along walls or side walks



Interchangeable side brush (left or right)



Swivel wheels for an easy driving process

	BRB 1600	BRB 2200	BRB 2500
Capacity (kg)	380	530	600
Width (m)	2000	2600	2900
Weight (kg)	775	925	1000

Machine compatibility

Reference	790313	790315	790316
MLT 625	x		
MLT 635 <i>NewAg</i>		x	
MLT-X 735		x	
MLT 737 <i>NewAg</i>		x	
MLT 741 <i>NewAg</i>		x	
MLT-X 741		x	
MLT 840		x	
MLT 940 <i>NewAg</i>		x	
MLT 960		x	x
MT 625	x		

MANDATORY MACHINE EQUIPMENT: 




HIGH PRESSURE CLEANER



- 45 minutes of autonomy at 200 bar.
- Pressure regulation system (10 to 200 bar).
- Manometer as standard.





Easy to hitch on standard forks



Nozzle spray for powerful and accurate cleaning



40 meter hose reel

	VHPC 600
Capacity (L)	600
Width (mm)	1451
Height (mm)	1520
Weight (kg)	240

Machine compatibility

Reference	790335
MLT 625	x
MLT 630 <i>NewA6</i>	x
MLT-X 735	x
MLT 737 <i>NewA6</i>	x
MLT 741 <i>NewA6</i>	x
MLT-X 741	x
MLT 840	x
MLT 940 <i>NewA6</i>	x
MLT 1040	x

MANDATORY MACHINE EQUIPMENT: 

WINCH RANGE





Hydraulic Winch (Winch)

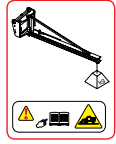
126

Heavy Duty Hydraulic Winch (Winch)

128



HYDRAULIC WINCH



- Oil immersed negative brake for low running costs.
- Double line pull winch for an ideal compromise between pulling effort & speed (except winch 3t TD- direct hook mount).
- Standard cable guide for easy operations.
- Storage stand preventing any contact between the winch & the ground, as well as ensuring a permanent cable tension.





End of cable/ hook upper position automatic movement stop



Safety: homologated self locking swivel hook

* Hook speed without load
** without stand

	Winch 3T	Winch 3T MRT 3255	Winch 3T TD	Winch 4T	Winch 5T	Winch 7.2T
Hook Capacity (kg)	3000	3000	3000	4000	5000	7200
Forward reach / depth (mm)	763	763	839	838	838	638
Cable length (m)	49	70	48	51	51	76
Working height (m)	24	33	46	24	24	36
Speed (m/min) *	24	24	48	21.5	21.5	19.4
Cable loops	1	1	Direct	1	1	1
Weight (kg) **	395	395	480	510	510	700

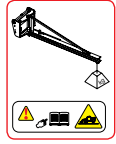
Machine compatibility

Reference	885236	N/A	N/A	N/A	N/A	N/A
MT 835	x					
MT 1135	x					
MT 1335	x					
MT 1440	x					
MT 1840	x					
Reference	885236		N/A	711933		
MRT-X Easy	x			x		
E-RECO	921337	939393	939111	921338	921341	934500
MRT Easy €3B	x			x		
MRT 2145 Easy €3B	x		x	x		
MRT Privilege +	x			x	x	
MRT 3255		x	x		ref.939109	x

MANDATORY MACHINE EQUIPMENT: 



HEAVY DUTY HYDRAULIC WINCH



- Oil immersed negative break for low running costs.
- Double/quadruple line pull.
- Standard cable guide for easy operations.
- End of cable/hook upper position automatic movement stop.
- Storage stand preventing any contact between the winch & the ground, as well as ensuring a permanent cable tension.



End of cable/ hook upper position automatic movement stop



Safety: homologated self locking swivel hook

* Hook speed without load
** without stand

	Winch 8T	Winch 9T	Winch 13T	Winch 18T	Winch 23T
Hook Capacity (kg)	8000	9000	13000	18000	23000
Forward reach / depth (mm)	975	975	975	1043	1043
Cable length (m)	30	30	60	60	60
Height (mm)	14	14	14	14	14
Speed (m/min) *	22.5	22.5	15	12	12
Cable loops	1	1	2	2	2
Weight (kg) **	850	850	1185	1550	1550

Machine compatibility

Reference	882842		N/A	N/A	N/A
MRT-X 780	x				
E-RECO	N/A	939030	939234	939328	939329
MHT 790		x			
MHT 1490		x			
MHT 10130			x		
MHT 10180				x	
MHT 10230					x

MANDATORY MACHINE EQUIPMENT: 



MINING RANGE



Slim Tyre Handlers (TH)	132
Tyre Handlers (TH)	134
Cylinder Handlers (CH)	136
Pipe Handler (PH)	138
Tunneling Platform	139
Underground Mining Platform	140



SLIM TYRE HANDLER



- Compact clamp with fork-based slim design to remove tyres even when the access is limited.
- Integrated side shift 100mm/100mm & 360° clamp rotation.
- Forks covered with anti-slip material.






	TH 33 / 2000 S	TH 35 / 2900 S
Capacity (kg)	2000	2900
Diameter (mm) min/max	480 / 2100	650 / 2650
Forks	4	4
Machine compatibility		
E-RECO	939039	939040
MLT (X)	Consult us	Consult us
MT (X)	Consult us	Consult us
MLT 845	x	x
MHT-X 780	x	x
MHT-X 860	x	x
MHT 790	x	x
MHT 1490	x	x

MANDATORY MACHINE EQUIPMENT: 



TYRE HANDLER



- Wide range of tyre handlers to fit all tyre types.
- Up to 8 combined movements- works like human wrist.
- Extended movement strokes for more efficiency at work.
- Maximum safety: fall prevention arms, 3B6 compliant system etc.





* Australia only

	TH 49/ 2500	TH 51/ 3500	TH 57/ 6000**	TH 63/ 9300**	TH 63/ 12000**	TH 63/ 16300
Capacity (kg)	2500	3500	6000	9300	12000	16300
Diameter (mm) min/max	1200 / 3100	1200 / 3400	1300 / 3800	1580 / 4170	600 / 4200	600 / 4200
Weight (kg)	1550	3300	4300	4500	5260	7800

Machine compatibility

References	914600	884898 911969*	N/A	N/A	915250	53000175
MLT 845	x					
MHT-X 780	x	x				
MHT-X 860	x	x				
MHT-X 14350					Consult us	x
E-RECO	914600	911969	939237	939330	939331	N/A
MHT 790	x	x				
MHT 1490	x	x				
MHT 10130		x	x			
MHT 10180			x	x	Reduce capacity	
MHT 10130			x	x	x	

MANDATORY MACHINE EQUIPMENT:


**** =**



CYLINDER HANDLER



- Complete range of cylinder handlers.
- 6 combined movements for more accuracy.
- 2 types of cylinder gripping systems for more adaptability: clamps (CH 10) or cables (CH 4).





* Australia: use of reference 911968 mandatory

	CH 4	CH 10
Capacity (kg)	4000	10500
Diameter (mm) min/max	250 / 530	0 / 630
Teeth and/or tines	1850	3500

Machine compatibility

Reference	906450*	
MHT-X 780	x	
MHT-X 860	x	
MHT 14350		Consult us
E-RECO	911968	939239
MHT 790	x	
MHT 1490	x	
MHT 10130	x	x-Reduce capacity
MHT 10180	x	x-Reduce capacity
MHT 10230	x	x

MANDATORY MACHINE EQUIPMENT: 

* = 



PIPE HANDLER



- Increases working safety & output on all pipe-handling applications.
- Separated control of grapple & tine pads- more accuracy.
- Increase polyvalence: can be used to handle pallets.
- Fork thickness: 120mm (90mm version available upon request- capacity reduced to 10t).



Mobile grapple with hydraulic tine pads- perfect pipe grip



2 fork modes: floating or fixed

	PH 2500 / 14000
Capacity (kg)	14000
Fork length (mm)	2400
Width (mm)	2500
Weight (kg)	3800
Machine compatibility	
E-RECO	939332
MHT 10180	x
MHT 10230	x

MANDATORY MACHINE EQUIPMENT:



TUNNELING PLATFORM



- Platform designed for tunneling applications.
- Platform fitted with a FOPS-certified roof for optimal personal protection.
- Protected elevated position- no unsafe climbing on the platform required to work above the FOPS roof.
- Capacity 1000 kg allowing the use of heavy tools in the platform.



FOPS roof for a maximum protection



Protected elevated working position- safe work above the roof

	GALLERY PLATFORM
Platform capacity (kg)	1000
Width (mm)	1.8
Slewing	+/-90°
Number of people	3
Weight (kg)	730
Machine compatibility	
E-RECO	921356
MRT Easy €3B	x
MRT 2145 Easy €3B	x
MRT Privilege +	x
MHT 790	x
MHT 1490	x

MANDATORY MACHINE EQUIPMENT:





UNDERGROUND MINING PLATFORM



- Robust & shielded structure with multiple protective bumpers.
- Maximal safety in people lifting.
- Substantial lifting capacity.
- Legally approved for 3 people.
- Plain (PF) or meshed floor.





* E-Reco option on MHT mandatory

	Mining fixed basket 2x1,5 ZN 1200kg (Meshed Floor)	Mining fixed basket 2x1,5 ZN 1200kg PF (Plain Floor)
Platform capacity (kg)	1200	1200
Width (mm)	2000	2000
Number of people	3	3
Weight (kg)	1020	1020

Machine compatibility

Reference	914730	939701
MHT 780	x	x
MHT-X 1030	Consult us	Consult us
MT 1440	Consult us	Consult us
MT 1840	Consult us	Consult us
MRT Privilege +	Consult us	Consult us
E-RECO	939052	N/A
MHT 790	x	
MHT 1490	x	
E-RECO	939243 *	939244 *
MHT 10130	x	x
MHT 10180	x	x
MHT 10230	x	x

MANDATORY MACHINE EQUIPMENT:




WEAR PARTS FOR ATTACHMENTS



- Working with original Manitou Attachments is the best solution you can use to maximize your work output and safety. And taking good care of your attachments will help you using them longer!
- **Here is a selection of wear parts for some of the attachments currently produced by Manitou. Should you need another attachment part, or should you have an previous version of the attachments, simply ask your nearest Manitou dealer!**

Important: Prior to any order of wear plate, make sure you communicate the number of holes and width of the plate you want to replace!

*Italy only

References	References				
	Attachment	Bolted wear plate	Holes/ plate	Teeth	Bucket edges
CBG 1850 DA MS	790302	52556323	7		
CBG 1850 DA FO	790303	52556323	7	298460	
CBG 2100 MS	790304	52556265	8		
CBG 2100 FO	790305	52556265	8	298460	
CBG 2300 MS	790306	52556315	9		
CBG 2300 FO	790307	52556315	9	298460	
CBG 2450 MS	790308	52515069	9		
CBG 2450 MS / MLT 845	790677	52515069	9		
CBG 2450 FO	790309	52515069	9	298460	
CBG 2450/1700 MS	52549720	52515069	9	52549708 (side)	
CBG 2450/1700 FO	52549810	52515069	9	298460	
CBG 2480/2000 MS	790656	317295	18		
CBG 2480/2600 MS	790658	317295	18		
CBG 2450/1600 EN	52000563	Contact us	9		
CBG 2480/2200 EN	790657	317295	18		
CBA 1500/2050 DA LDR	52000489/ 939391*	52531164	8		
CBA 2000/2250 LDR	790541	52522654	9		
CBA 1500/2450 LDR	570548/ 939388*	52515069	9		
CBA 2000/2450 LDR	570552/ 939389*	52515069	9		
CBA 2500/2450 LDR	570554/ 939390*	52515069	9		
CBA 3000/2500 LDR	500701/ 939415*	52522734	9		
CBA 2500/4000 LDR	52000060	52522734	9		
CBA 2450/2200 EN	52000524	52515961	9		
CBA 2500/3200 EN	52000125	52509743	9		
CBR 730/1850 LDR	52000369	52556323	7		
CBR 1000/2450 LDR	52000370	52515069	9		
CB4x1 700/1950	751402			239377	48949
CB4x1 850/2300	751401			239377	48949
CB4x1 900/ 2450	751465			239377	48949
CBC 650/1850	654773			52512882 + 52512881	48949
CBC 700/1950	654772			52512882 + 52512881	48949
CBC 750/2100	654475			52512882 + 52512881	48949
CBC 800/2300	654471/ 52000363			52512882 + 52512881	48949
CBC 900/2450	654471/ 52000364			52512882 + 52512881	48949



E-Reco, an attachment recognition system for greater simplicity

Manitou is offering, as standard, the attachment-recognition system on its new-generation of rotary telescopic trucks MRT EASY and MRT PRIVILEGE +.

The system uses RFID radio-identification technology, very widely used in industry and retail.

This autonomous technique can remotely recover and record data. The machine detects the attachment at the head of the boom, analyses its data and directly proposes the corresponding working configuration (working envelope + movement speed + safety).

This technology provides the load chart in real time, taking into account the rotation angle of the turret and the position of the machine's stabilisers and in accordance with the mobile crane standard.

NOTES












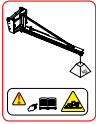

A series of horizontal dotted lines for writing notes.

NOTES



A series of horizontal dotted lines for writing notes.

TABLE SYMBOL

	No predisposition required
	Hydraulic line
	Return piping to hydraulic oil tank
	Electric predisposition
	Platform predisposition
	Tyre handler, cylinder handler predisposition
	Round bale
	Square bale
	Wrapped bale
	Suspended load : read user manual
	Machine equipped with attachment recognition system



Agriculture



Construction



Industry

Your dealer:



Head office
B.P. 10249 - 430 rue de l'Aubinière
44158 Ancenis Cedex - France
Tel.: 00 33 (0)2 40 09 10 11
Fax: 00 33 (0)2 40 09 10 97



This publication provides a description of the configuration versions and options for Manitou products, which may differ for equipment. The equipment presented in this brochure may be part of a series, as an option, or it may not be available, depending on the versions. Manitou reserves the right, at any time and without notice, to amend the specifications described and represented. The specifications provided do not bind the manufacturer. For more details, please contact your Manitou agent. This is not a contractually binding document. The presentation of the products is not contractually binding. List of specifications is non-exhaustive. The logos, as well as the visual identity of the company, are owned by Manitou and cannot be used without authorization. All rights reserved. The photos and diagrams contained in this brochure are only provided for consultation and information purposes. Manitou BF SA – Limited company with board of directors – Share capital: 39,547,824 euros - 857 802 508 RCS Nantes